

The quality magazine to share and cherish with the little ones!

As teachers and educationalists, you are actively engaged with children's education and development and you know how important it is to supply them with high-impact material to attract their attention and encourage their learning.

At Bayard, we consider ourselves your partners in this vital educational work. We produce a range of high-quality, glossy magazines to provide support for children's reading and learning development.

All our magazines are produced with an eye on the British National Curriculum and its aims for each age group. We offer a rich variety of materials, presenting children with fun, exciting reading experiences to broaden their understanding and increase their enjoyment of learning.

We offer uncompromising quality and visually stimulating design that is inviting and not at all intimidating. With texts of different lengths and styles to choose from, children can find their individual best entry point into the magazines. They can use the stories, factual articles, games, poems and cartoons, to read alone or to share with others. Our magazines offer multiple, step-by-step approaches to reading so they are less intimidating and more welcoming than books to early readers.

Each issue is full of surprises. Each month children wait for the magazines with eager anticipation and pounce on them with delight. It is still a revelation to me how strongly attached children become to "their" magazines! And when children have outgrown one magazine, there is another to follow and support them at the next stage of their development.

Let us join forces with you and take children into the wonderful world of reading.



Simona Sideri

Simona Sideri  
Editor-in-chief

Bayard is an international media company with branches all over the world. We have been publishing high-quality magazines for children for 40 years and have been present in the UK since 1995. Our magazines feature well-known children's authors and illustrators from around the world and are developed with the help of specialists in child development and relevant scientific fields.

For more information about Bayard magazines: please visit [www.bayard-magazines.co.uk](http://www.bayard-magazines.co.uk).  
Please don't hesitate to send us your comments/suggestions: [contact@bayard-magazines.co.uk](mailto:contact@bayard-magazines.co.uk)

Let's set children on a great reading adventure!



Dear Teacher,

**StoryBox** is an exciting, educational and fun magazine for 3-6 year olds. It offers a good balance of stories, scientific information, games, riddles and poetry, which can complement your usual classroom programme. It's a useful resource for schools committed to helping young children discover the joys of reading and learning, not only at school but for life.

Inside each issue of **StoryBox** you will find an original story, followed by a number of varied sections containing something to appeal to every child – including a sense of fun that will engage them all!

This guide provides you with a wealth of ideas to help you get the most out of each issue of **StoryBox** throughout the school year, including class activities and discussion topics. You may also find useful additional information on our website: [www.bayard-magazines.co.uk](http://www.bayard-magazines.co.uk).

Enjoy sharing the magazines in class!




There is so much to do together with **StoryBox!** This unique magazine helps children grow: the different sections answer their questions and help them think about themselves and the world they live in. In each issue, children will find:

- the adventures of their favourite heroes, characters that children can identify with
- stories that will take them into the world of imagination, wonder and feelings
- games and activities that will encourage their creativity and observation skills
- fascinating information about the world and science in *Wonder with WhizKid*.

In **StoryBox** children will discover the pleasure of learning, sharing knowledge and developing their imagination.

**StoryBox** is an enriching reading and teaching material, focused on language, text and image reading, logic, understanding and discovery of the world. It also brings adults and children together and accompanies them in their daily life. Every month, **StoryBox** adapts its contents to what's happening in the readers' life: first day at school, Christmas, the change of season, Mother's Day, etc.




### How to use StoryBox in class:

There are many ways to encourage children to read and find pleasure in reading StoryBox. Here are a few suggestions.

### The Front Cover

- Ask the children to look at the cover and be “detectives”!
- What and who do you see on the front cover?
- What is the mood of the cover?
- What are the characters doing?
- What does the title tell us?
- Can you imagine what the story is about?



### Storytime

#### Before Reading

First look through the pictures. What do these tell us about the story? Try to predict or make up a story together before hearing it, then talk about what the story is really about.

#### While Reading

Read the story out loud to the class, and share comments about it. Which characters do they like the most? Why? Did they like the ending of the story? Can they tell you about any other stories that remind them of this one?

You can stop reading in places to give them a chance to predict what they think will happen next. Occasionally change the names in the story “accidentally” as you read, substituting some of the children’s names... they will never fail to enjoy “correcting you!”

#### After Reading

Discuss the story. Did the children like it? Which character did they like the most and why? Have the children draw their favorite character from the story and add a speech bubble with something the character might say.

Could they invent a different ending or another chapter to this story?

Can they tell about any other books or stories that remind them of this one?

### Wonder with WhizKid

Ask the children to look at the picture and guess what topic this feature will be about. What do they know already about this topic? Give them time to share ideas, even if they are not correct!

If applicable, set up a simple experiment related to the topic.

Ask the children to think of questions they would like to ask Whizkid and send them to us!



### Animal World

Look at the main picture and see what the children already know or can deduce from this.

What is this animal? Is it an endangered animal? Where does it live? What does it eat? How does it move? Have you ever seen one? Do you think this animal lives alone or in a group? Would you like one of these animals as a pet? Talk about wildlife conservation.

Ask a child to imitate an animal while the others try to guess which one it is.

If possible, go see this animal at the zoo, take photographs or make drawings.

Write a poem or riddle about the animal, or practice a “dance of the elephants” or whichever animal is featured: think about the kind of movements that could be incorporated, the speed of the dance, the music that could be used...



### Picture stories

As the children become familiar with these comic strips, they will have a good sense of who the characters are and will identify with them and their experiences. Ask them who their favorite character is and why.

Have a look at the pictures and ask the children to say what they imagine is happening.

Go to [www.bayard-magazines.co.uk](http://www.bayard-magazines.co.uk) to find activities and games related to the heroes: pictures to colour in, masks to make, episodes of the cartoons, games.




### Time For a Rhyme

Discuss what is special about a poem. How does it differ from a story?

Write out the poem on a sheet of paper omitting a few words in each line, leaving a gap. Ask the children to suggest words that could be used to fill the gaps.

Make a “word collection wall”: draw a large brick wall and gradually fill each brick with words the children find interesting.

Make a “wall of rhymes” where each brick has words, or a wall of made-up words.



We hope this guide will help you and your pupils get the most out of each issue of StoryBox. This is only a starting point, and any new ideas or comments you or your class may have are welcome.

Please share yours with us and other teachers! [contact@bayard-magazines.co.uk](mailto:contact@bayard-magazines.co.uk)